

QUICK GUIDE MEMBER'S i-AKAUN ACTIVATION



KWSP | EPF

INTRODUCTION

Members are required to register for i-Akaun before using this facility. Registration can be done at any nearby EPF Kiosk or Counter. Members can activate their i-Akaun by using the temporary the User ID and Password given after registration. Activation must be made through the EPF official website at www.kwsp.gov.my within 30 days.

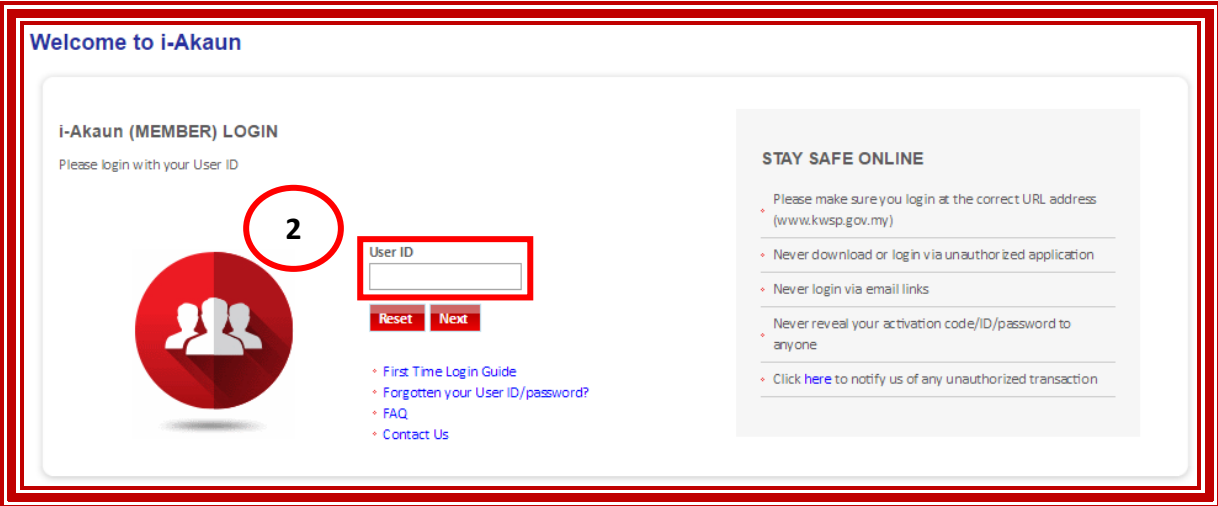
The screenshot shows the EPF website homepage. At the top, there is a navigation menu with 'Members', 'Employers', 'About EPF', and 'Reach Us'. A search bar is located in the top right, with a red circle and the number '1' around it. Below the search bar, there are three login options: 'Members Login' (with a sub-link 'e-Pengeluaran'), 'Employers Login' (with sub-links 'e-Caruman' and 'e-CTML'), and 'Business Partners Login'. The main banner features 'e-Pengeluaran For Education' with an image of a family. Below the banner are sections for 'Simpanan Syariah', 'Poll', 'Survey', 'FALSE INFORMATION', and 'EPF Ventures'. A 'FAST LINK' sidebar lists various services like 'Types of EPF Withdrawals' and 'All EPF Forms'. The footer contains terms and conditions, visitor hits, and contact information.

Go to

<http://www.kwsp.gov.my>

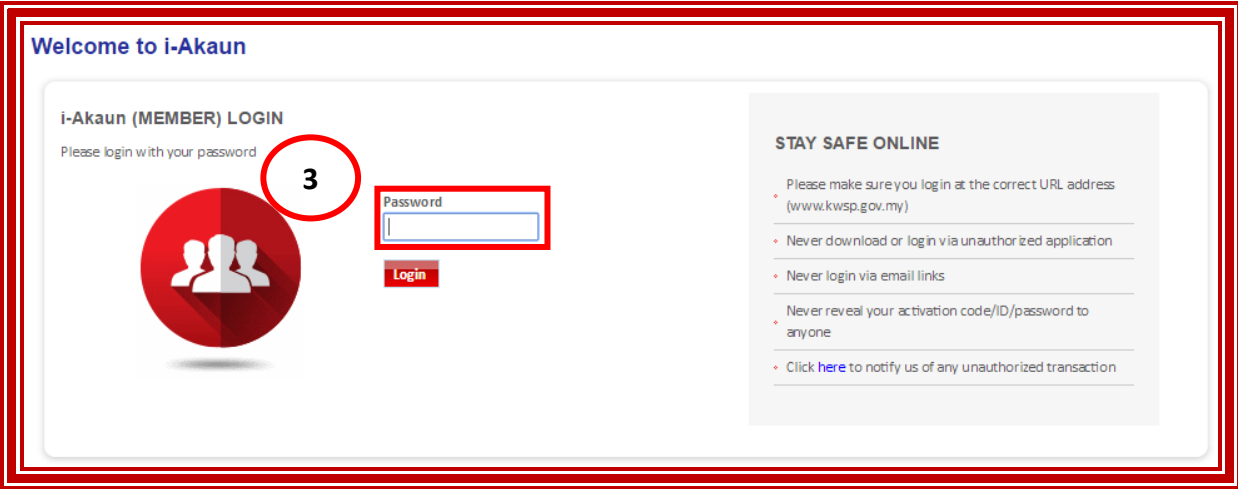
1

Choose Login to **i-Akaun Members**



2

Enter **temporary User ID** provided in the SMS and click **Next**



3

Enter the **temporary Password** provided in the SMS and click **Login**

i-Akaun Activation

Terms & Conditions

Please read and understand the following Terms & Conditions which govern your access of the www.kwsp.gov.my web site (Hereinafter collectively referred to as 'this web site') and use of the services provided therein.

You agree to be bound by the following Terms & Conditions at all times by accessing this web site and/or using the services herein and if at any time you do not accept any or all of these Terms & Conditions, you must IMMEDIATELY discontinue all access of this web site and/or use of the Services.

TERMS & CONDITIONS GOVERNING THE ACCESS OF WEB SITE AND THE USE OF THE SERVICES
The access of web site and the use of the Services is subject at all times to the following Terms & Conditions.

DEFINITIONS
"Content"
means all data, information, material and content including but not limited to text messages, ringtones, operator logos, caller group icons, picture messages, screen savers and directory listings as described on this website.

"Service"
means all services offered or provided to you on or via this website.123

4 Agree Disagree

4

Choose **Agree** and click **Next**

Employees Provident Fund – i-Akaun Activation

i-Akaun Activation


User ID (can be changed)* : **5**


New Password* :


Confirm New Password* : **6**


Online Image **7**


Please select ONE image from the list below:











Note
This image is used for authentication purposes. It is advisable to change your image every month for security reason.

Secret Phrase

Key in your Secret Phrase* : **8**

* Mandatory Field

5

The User ID textbox will be pre-filled with the **Temporary User ID** provided in the SMS. Members can choose to change it if desired (User ID can only be change once during the activation process)

The new User ID must contain letters or numbers or a combination of both, and must be 8 - 16 characters.

6

Create a **New Password** (must contain between 8 - 20 alphanumeric characters) and confirm.

7

Choose **Online Image**

8

Enter a **Secret Phrase** (contains letters or numbers or a combination of both, maximum of 10 characters) and click **Next**

i-Akaun Activation **9**

i-Akaun Activation Acknowledgement

Congratulations! You have successfully created the new i-Akaun for Member. Click on the Login hyperlink and login with your new User ID and Password and enjoy our online services.

Click [here](#) to login page.

9 Successful activation screen will be displayed

Members can continue to log in into i-Akaun