


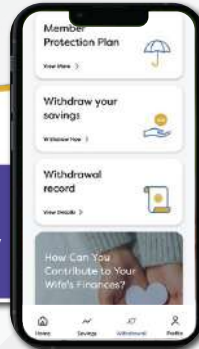
GUIDE FOR AKAUN FLEKSIBEL WITHDRAWAL APPLICATION VIA KWSP i-AKAUN

- 1

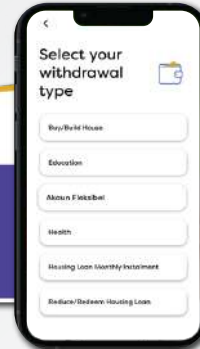
Log into your KWSP i-Akaun app


- 2

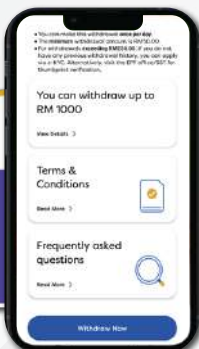
Choose 'Withdrawal' menu & select 'Withdraw your savings'


- 3

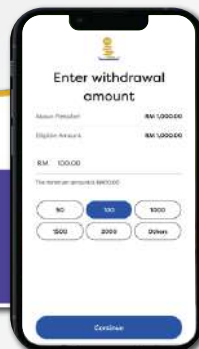
Select 'Akaun Fleksibel'


- 4


Select 'Withdraw Now'


- 5


Key in withdrawal amount & select 'Continue'


- 6


Select or update bank account


- 7

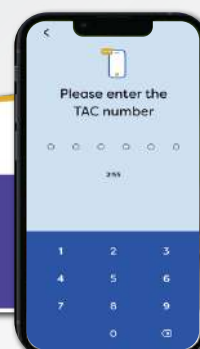
Select 'Continue'


- 8

Select 'Accept' once you have read through & are agreeable with the term


- 9

Key in TAC number


- 10

Your application has been successfully submitted

