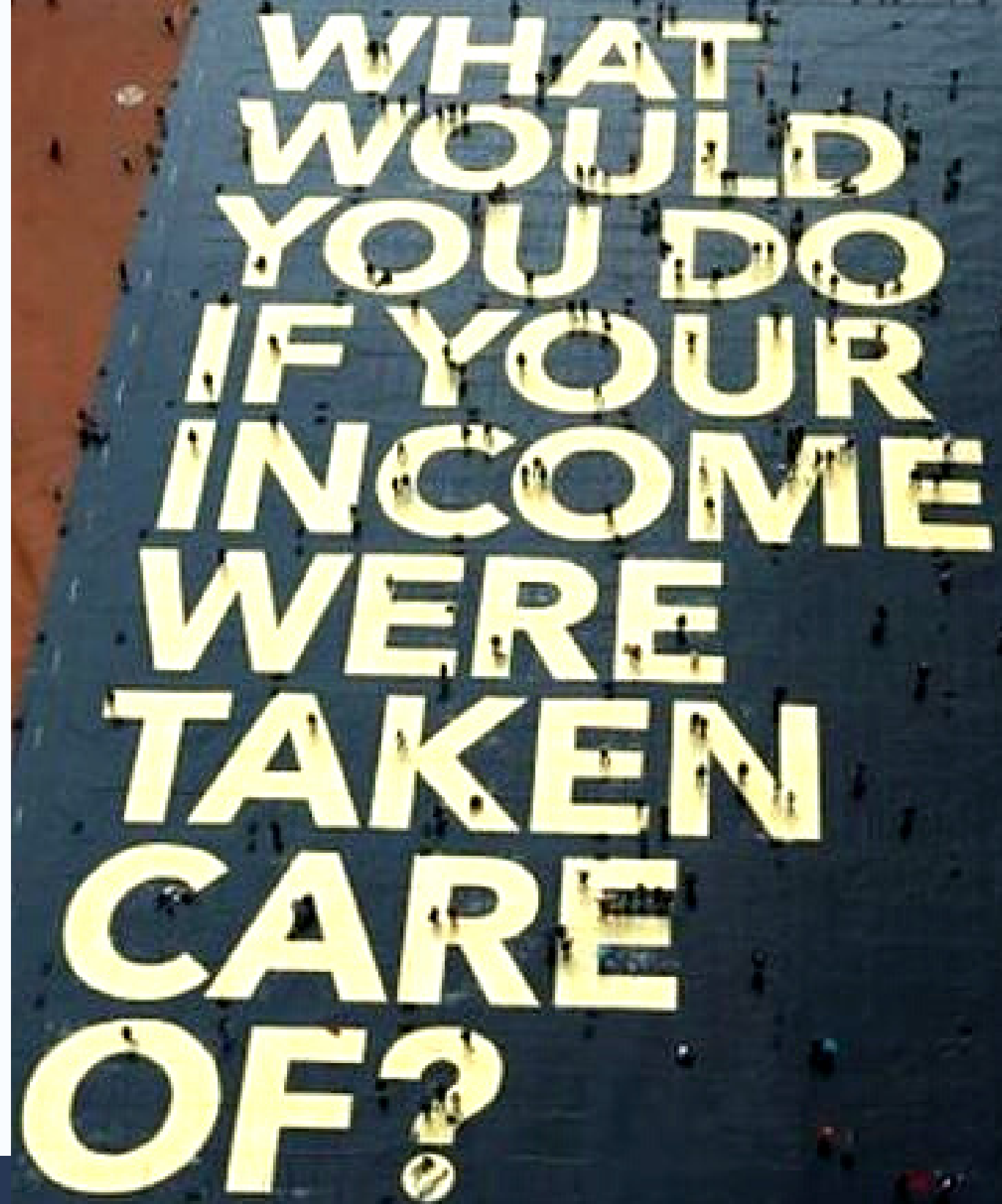


SPEAKER: SCOTT SANTENS

BASIC INCOME FOR ALL

Why UBI is Necessary Now and How to Get There



WHAT
WOULD
YOU DO
IF YOUR
INCOME
WERE
TAKEN
CARE
OF?

BASIC INCOME IS MONEY THAT IS:

UNCONDITIONAL

No work requirements.
Money is provided independent of
employment status.

UNIVERSAL

Everyone get it.
Money is provided independent of
income status.

INDIVIDUAL

Money is provided to each individual
within a household, not the head of the
household.

PERIODIC

Money is provided on a regular
dependable basis, be it hourly, daily,
weekly, monthly, etc.

HISTORY OF UBI

"NO PENALTY ON EARTH WILL STOP
PEOPLE FROM STEALING, IF IT IS
THEIR ONLY WAY OF GETTING FOOD.
IT WOULD BE FAR MORE TO THE
POINT TO PROVIDE EVERYONE WITH
SOME MEANS OF LIVELIHOOD."


- THOMAS MORE, UTOPIA (1516)

HISTORY OF UBI

"POVERTY IS A THING CREATED BY THAT WHICH IS CALLED CIVILIZED LIFE. IT EXISTS NOT IN THE NATURAL STATE... IT IS A POSITION NOT TO BE CONTROVERTED, THAT THE EARTH, IN ITS NATURAL UNCULTIVATED STATE, WAS, AND EVER WOULD HAVE CONTINUED TO BE, THE COMMON PROPERTY OF THE HUMAN RACE. IN THAT STATE EVERY MAN WOULD HAVE BEEN BORN TO PROPERTY."

- THOMAS PAINE (1796)

UBI: OBSERVATIONS FROM ALASKA



FT WORK

No net increase or decrease in full-time employment

PT WORK

17% increase in part-time employment

BABY HEALTH

Babies born with healthier birth weights due to better maternal nutrition

OBESITY

An additional \$1,000 at birth means a child is 4.5% less likely to become obese

INFLATION

After 1982, CPI growth flipped from being higher to lower than the US as a whole

PIECES OF THE UBI PUZZLE

- Alaska's annual Permanent Fund Dividend (1982-)
- The American Income Maintenance Experiments (1968-76)
- Canada's Mincome in Dauphin, Manitoba (1974-79)
- Universal Basic Income pilots in Namibia and India (2008-9, 2011-12)
- Finland's basic income experiment (2017-18)
- GiveDirectly's ongoing 12-year UBI experiment in Kenya (2016-)
- Eastern Band of Cherokee Indians casino dividends in North Carolina (1997-)
- Iran's Fuel Subsidy Reform Cash Grant (2011-16)
- Macau's Wealth Partaking Scheme (2008-)
- Stockton, CA and 60+ other UBI pilots in cities across the US (2019-)
- South Korea's Youth Dividend (2016-)
- Studies of all conditional and unconditional cash transfer programs
- COVID-19 economic responses around the world


OBSERVED EFFECTS OF UBI

- No significant reduction in labor supply (38 studies meta-analysis)
- Increased self-employment (301%) and part-time employment (17%)
- Slight decrease in alcohol and tobacco use (31 studies meta-analysis)
- New mothers extend their maternity leaves
- Birth weights improve due to better maternal nutrition
- Graduation rates and educational outcomes improve
- Hospitalization rates decline (8.5%)
- Crime goes down (15%–42%) especially illegal hunting (95%)
- Domestic violence decreases (30%–51%)
- Trust increases (13% in politicians | 6% in other people)
- Home ownership rates increase (17%–26%)
- Food security increases as does consumption of fresh fruits and vegetables
- Improved cognitive functioning (43%) and personality traits (31%)
- Savings go up, debts go down

JOKE


BEFORE STUDYING ENGINEERING, IF SOMEONE ASKED ME WHAT $1+1$ IS, I WOULD HAVE SAID "2." NOW, I'D SAY "I'M PRETTY SURE IT'S 2, BUT WE'D BETTER MAKE IT 3 JUST TO BE SAFE."

- ANONYMOUS ENGINEER



**Primary source of income
(employment, business etc.)**

**Universal Basic Income
(regular payment, no strings)**



**Primary source of income
(employment, business etc.)**



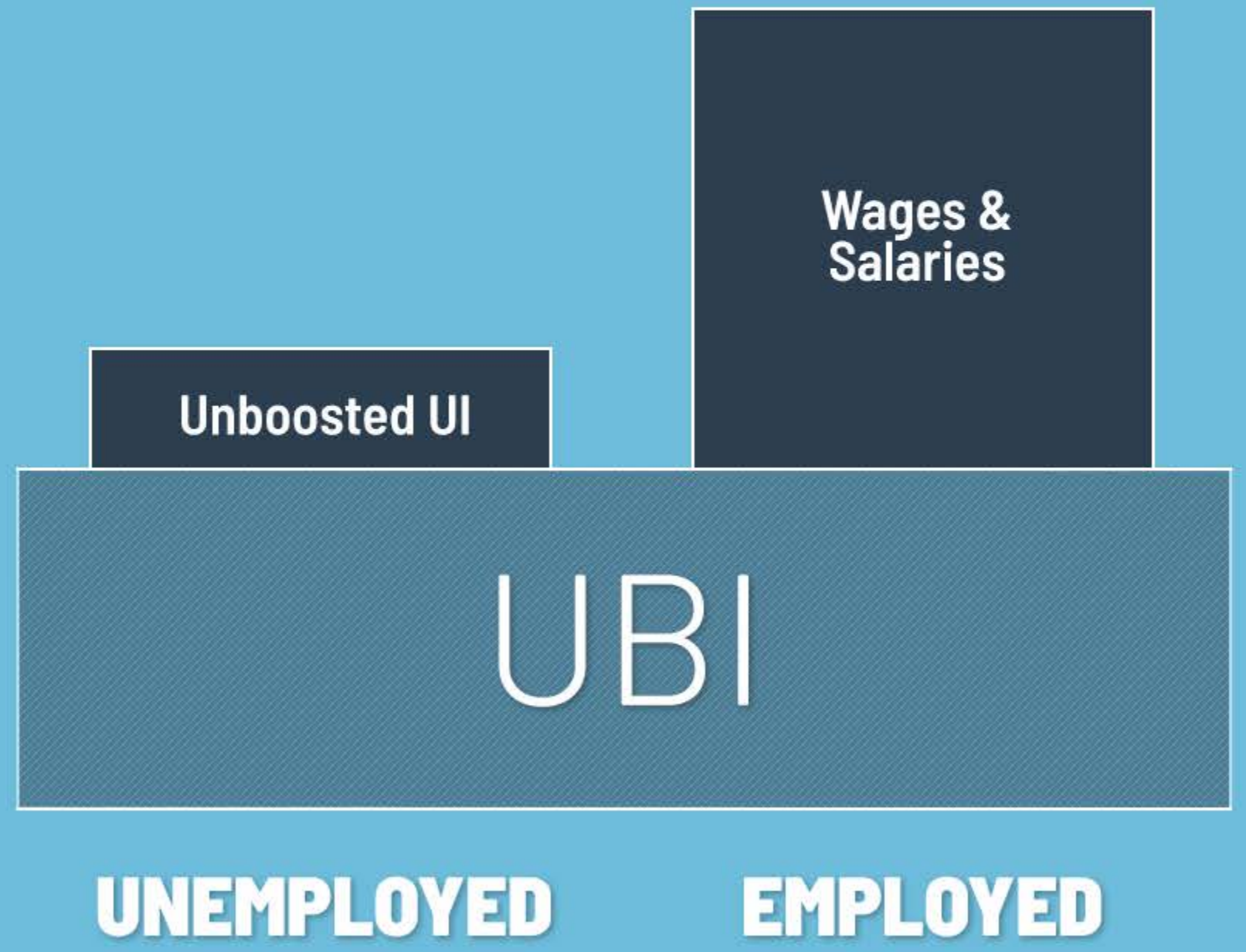
US FOOD BANK LINES IN 2020

Americans needed to line up during a pandemic by the thousands in their cars to obtain free food despite the existence of fully stocked grocery stores



Without UBI

With UBI

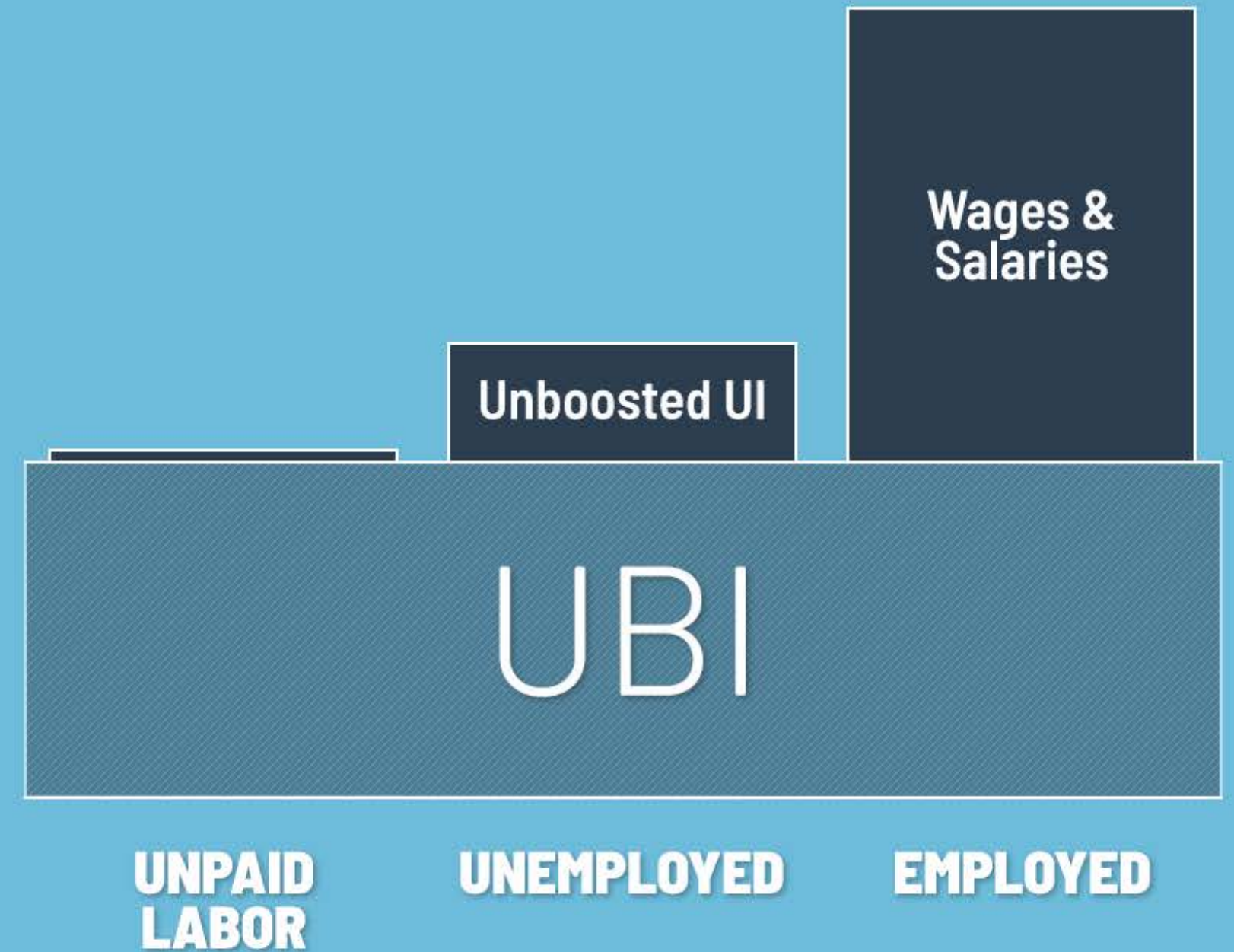


*Boosted Unemployment Insurance & Pandemic Unemployment Assistance (\$600/wk)

Without UBI



With UBI



*Boosted Unemployment Insurance & Pandemic Unemployment Assistance (\$600/wk)

Wide Gaps

Many families lost income from work, fewer got jobless benefits

- Lost employment income since March
- Received jobless benefits

Less than \$35,000



\$35,000 to \$74,999



\$75,000 to \$149,999



\$150,000 and more



ONE-THIRD OF ALL AMERICANS LOST INCOME AND GOT NO UNEMPLOYMENT INSURANCE INCOME AT ALL BECAUSE THEY REMAINED EMPLOYED OR QUIT.

TWO-THIRDS OF ALL AMERICANS WHO LOST INCOME DID NOT RECEIVE ANY UNEMPLOYMENT INSURANCE INCOME AT ALL BECAUSE THEY REMAINED EMPLOYED OR QUIT.

THE STIMULUS CHECKS REACHED MOST PEOPLE WHO LOST INCOME.

THERE IS A BIG DIFFERENCE
BETWEEN SOMEONE GETTING
HELP THEY DON'T NEED, AND
SOMEONE NEEDING HELP THEY
DON'T GET.

THE FORMER CAN BE
CONSIDERED WASTEFUL, BUT
THE LATTER CAN PROVE FATAL.
IT'S ALWAYS BETTER TO GET AND
NOT NEED, THAN NEED AND NOT
GET.



NOT UBI

SNAP

Reaches 2 out of 3 people in poverty, lasts 3 months, can only be used on approved foods

TANF

Reaches 1 out of 5 people in poverty, temporary, varies widely by state

DISABILITY

Reaches 1 out of 5 people with a disability and usually takes 2 years to begin getting

UNEMPLOYMENT

Reaches 1 out of 4 unemployed people and stops with paid work



UBI

UBI

Reaches 3 out of 3 people in poverty, never expires, can be used on anything

UBI

Reaches 5 out of 5 people in poverty, permanent, equal for all

UBI

Reaches 5 out of 5 people with a disability and automatically begins at birth

UBI

Reaches 4 out of 4 unemployed people and continues with work of any kind



HOW HAVE PARENTS USED THE CTC?

ANSWER CHOICES	RESPONSES
Food	48.40%
Utilities	45.08%
Rent / mortgage	28.86%
Child care / babysitting	13.79%
Education	12.26%
Medical care	5.49%
Tutoring	1.15%
Kids activities / enrichment	27.08%
Buying healthier food for my family	11.11%
General savings	7.54%
College savings	3.96%
Other expenses	15.20%
Other (please specify)	13.79%

BASIC INCOME IS
ABOUT RESILIENCE
AND ADAPTATION.

PREVENTION VS TREATMENT

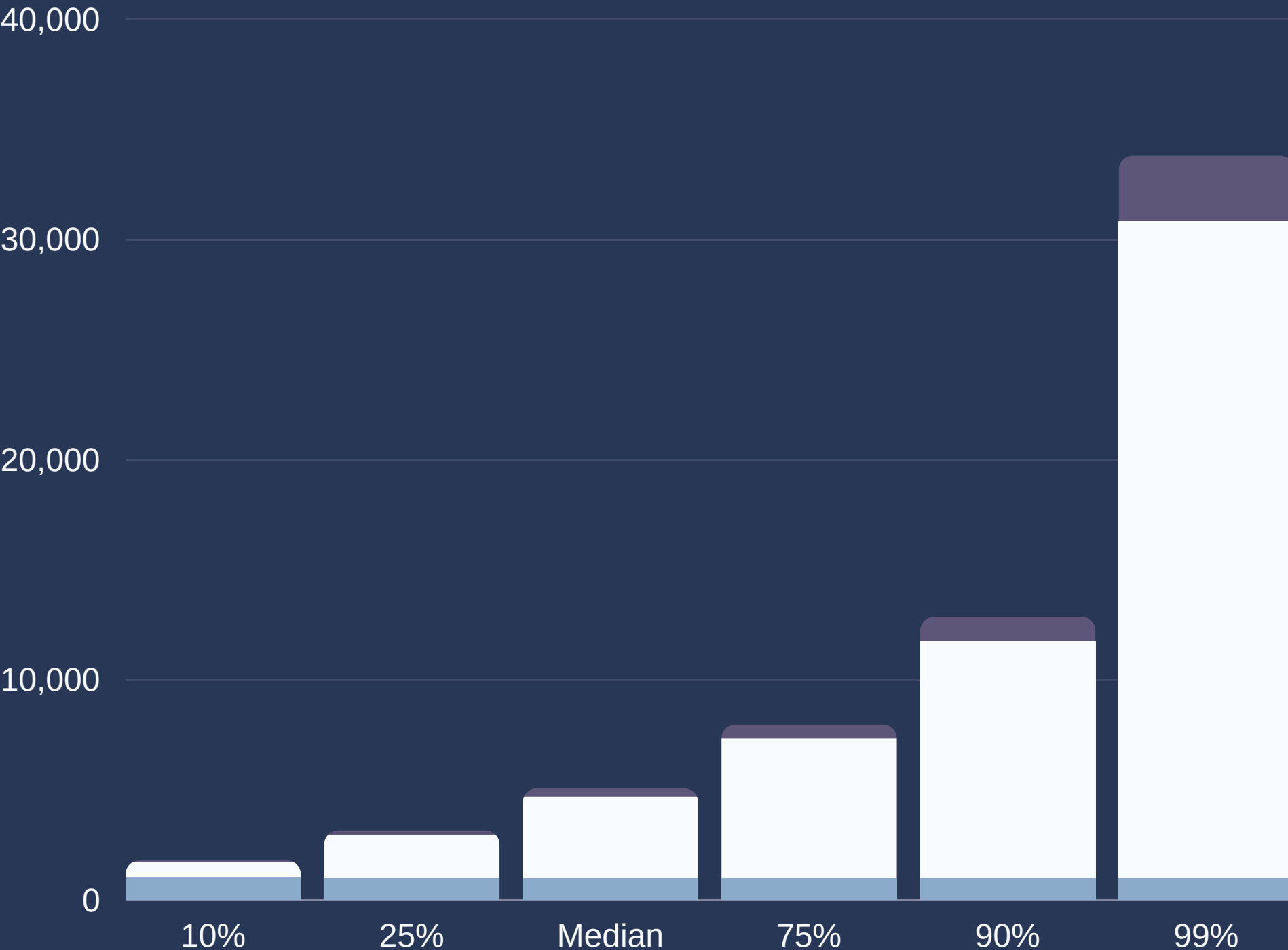
"AN OUNCE OF
PREVENTION IS WORTH
A POUND OF CURE."

- BENJAMIN FRANKLIN

UNCONDITIONAL BASIC INCOME

EVERYONE RECEIVES THE SAME INCOME FLOOR AND EVERYONE PAYS TAXES BASED ON THEIR INCOME AND/OR CONSUMPTION

Blue = \$1,000/mo UBI
White = Individual income percentiles
Purple = Taxes



Maslow's
Hierarchy
of Needs



Maslow's
Hierarchy
of Needs



WE ARE
ALL
EQUALLY
WORTHY
OF
EXISTING

THANK YOU



WEBSITE

scottsantens.com

TWITTER

[@ScottSantens](https://twitter.com/ScottSantens)

EMAIL ADDRESS

scott@scottsantens.com